



# Virtual Show Signup

Exhibitor Name (must be PHAOA Member): \_\_\_\_\_

Horse Name: \_\_\_\_\_ Registration Number: \_\_\_\_\_

Address: \_\_\_\_\_ Exhibitor Age: \_\_\_\_\_

City: \_\_\_\_\_ State/Province \_\_\_\_\_ Zip /Postal Code \_\_\_\_\_

Phone Number: \_\_\_\_\_ Email: \_\_\_\_\_

*Please select the box next to the class(es) you are entering.*

Still Classes:     A. Costume                       B. Decorating     C. Favorite photo/collage

Video Classes:     A. Showmanship     B. Cart                       C. Team

D. Riding equitation/horsemanship     E. Hunter Hack

F. Freestyle                       G. Obstacle Driving

H. Trail in Hand                       I. Riding trail class (can only do H OR I)

J. Lead line class (6-9 only)

Please email completed form to [Virtualshow@percheronhorse.org](mailto:Virtualshow@percheronhorse.org). Upon entry receipt you will be emailed photo/video upload instructions.

By submitting photos and videos, you are agreeing to allow the PHAOA the ability to use these submittals for reprint.

## VIRTUAL YOUTH/NOVICE PERCHERON HORSE SHOW

With the advent of most fairs being cancelled, we have decided to launch a virtual show that youth can still participate in while having fun. There will be some still shot classes and some video classes. Initially we will offer this at no charge to PHAoA members to see how attendance goes.

We would have some traditional classes, as those that are held at fairs, along with some non-traditional classes that would be similar to those that would have been held at the Youth and Novice Congress in Madison, Wisconsin. The goal is to engage our youth/novice members in a fun way, with some constructive criticism from the judges. This is to be similar to other online horse shows that have occurred such as <https://www.globalshowing.co.uk> and [www.horseshowsonline.co.uk](http://www.horseshowsonline.co.uk).

### Rules:

1. Classes will be based predominantly on showmanship, horsemanship, and reinsmanship. Attire should be clean, neat and appropriate for the specific discipline being performed. Formal show clothes are not required and will not be considered in judging. Similarly, harness can be clean work harness vs. a show harness. Cart classes must use a 2-wheel-cart or forecart. Team classes can use practice wagons or carriages. Saddles and bridles should be appropriate for the discipline being shown. Again, show equipment can be used, but it is not necessary and will not have bearing on placings, unless the equipment appears unsafe.
2. Each exhibitor will be assigned a number; you will be identified by number throughout judging. Placings, once listed, will list your name along with horse's name(s).
3. Each horse/team may be used once in each class, however each exhibitor can submit up to two entries per class using different animals.
4. Classes will be split by age, where numbers warrant. Age brackets will be 6-9, 10-13, 14-18, and adult. High point awards will be submitted to age groups based upon these brackets, or youth and adult, again, depending on numbers.
5. Entries are to be submitted by midnight on the deadline given. They will be put into a Dropbox, reviewed by judge(s), and critiquing will be submitted thereafter;

### Cost:

The first month will be **FREE**. If we have enough interest, we can expand and develop payback classes and/or ribbons. Your participation the first month will help determine if it is worth continuing. Suggestions, comments are encouraged. Results will be posted on a monthly basis, on the Association Facebook page and in the Postscript.

By submitting photos and videos, you are agreeing to allow the PHAoA the ability to use these submittals for reprint.

## Class List

### Still classes:

- A. Costume class: Submit up to 4 photos showing each side/theme of the costume
- B. Decorating: 4 photos showing the horse prepared as if in a decorating class, including a mane roll, tail tie, decorations, foretop, feet and body.
- C. Favorite photo/collage: up to 5 photos of your horse/team that shows off your horse(s)

### Video classes:

*All classes will have posted patterns. All videos should be under 4.5 minutes.*

- A. Showmanship
- B. Cart Class; pattern will be given, make sure to follow it as well as you can with consideration to your place to drive/ride. You can use cones or barrels as markers as needed for patterns
- C. Team Class: pattern will be given, same as above
- D. Riding equitation/horsemanship. This class will be divided by discipline depending on number of entries (western, hunt seat, saddleseat, dressage)
- E. Hunter Hack; 2 jumps, height will be posted.
- F. Freestyle/creative class: whatever you like to do with your Percheron that is not listed: this can be plowing, field work, trail riding, barrel racing, roman riding, whatever you feel like you would like to do to show your horse off. Limit to 4 minutes if videotaping.
- G. Obstacle driving
- H. Trail in Hand.
  - I. Riding trail class (can only do H OR I, not both)
  - J. Lead line class (6-9 only)

***Patterns will be posted August 14.***

**You will have from August 15, 12 AM to September 15, 12 AM to submit photos and videos.**

**For entry information please email [virtualshow@percheronhorse.org](mailto:virtualshow@percheronhorse.org).** 

## PHAOA Virtual Show Class Guidelines

### **Still photos;**

Classes A, B: Minimum 4 photos, maximum 6 photos; show off all angles of your project. Decorating make sure judge can see your mane roll, tail, foretop and condition to the best of your ability.

Class C: be creative, show off one excellent photo or multiple excellent photos showing off your percherons!

### **Video Classes;**

Maximum of 4.5 minutes.

Class A is a traditional draft showmanship pattern. Video from the perspective of the judge. If you have someone to film, have them walk around you as if they are the judge after your pattern. Return after your run as if you were lining up for the class where you started.

Classes B and C are traditional cart/team classes. You will enter at the trot in to your 'ring' area, go to the right, trot and then flat walk going to the left; when you feel you are satisfied the judge has seen what they need, cross your diagonal and repeat to the right. Line up, back, and have the camera person go around the wagon/cart if you have one, then trot out the same way you came in.

Class D is a riding class, we will not have a specific pattern this first time, please note on your sheet whether you are doing walk/trot or w/t/c. For English, please do an extended trot and working trot. Transitions to the canter should be from the walk. Once the horse has been moved at all gaits both directions, line up, back, and hold for 30 seconds. Released from ring. English and western classes will be judged separately. Monitor proper equipment is being used. Again, if you can, have someone walk around you once backing is completed.

Class E pattern will be posted. Simple lead changes on the diagonal will be on the class list.

Class F freestyle is your chance to show off what your percheron does best. Plowing, trail riding, any non-traditional show discipline is encouraged to showcase. Driving multiples would be included here as well.

Class G. See posted pattern. We have used a variety of materials; cones, tennis balls, rubber mats, tarps, wood fence posts, PVC, jump posts, sprinklers, soccer balls, hula hoops, spray paint for the spin the top, clothesline, the parcel is filled with aluminum cans in a garbage bag, and if you don't have cones or jumps, you can use tall 5 gallon water buckets. Be creative and try to match the listed materials as close as possible. Most are cheap, laying around already, or easy to find from someone. We used a muck bucket to throw balls in for the ball toss.

Class H and I see above. Same concepts apply. If you need videos for examples, they will be on you tube. Some are not pretty patterns, but you can see what we did.

Class J. Match your young rider and perform as if you are doing a walk/trot riding class; go both directions at both gaits, line up, have cameraman circle you, back your horse.

We have done all of the classes. If you have any questions please contact:

Class Questions: Dr. Anne Clary, (920)-960-0634, [clary.anne1@gmail.com](mailto:clary.anne1@gmail.com)

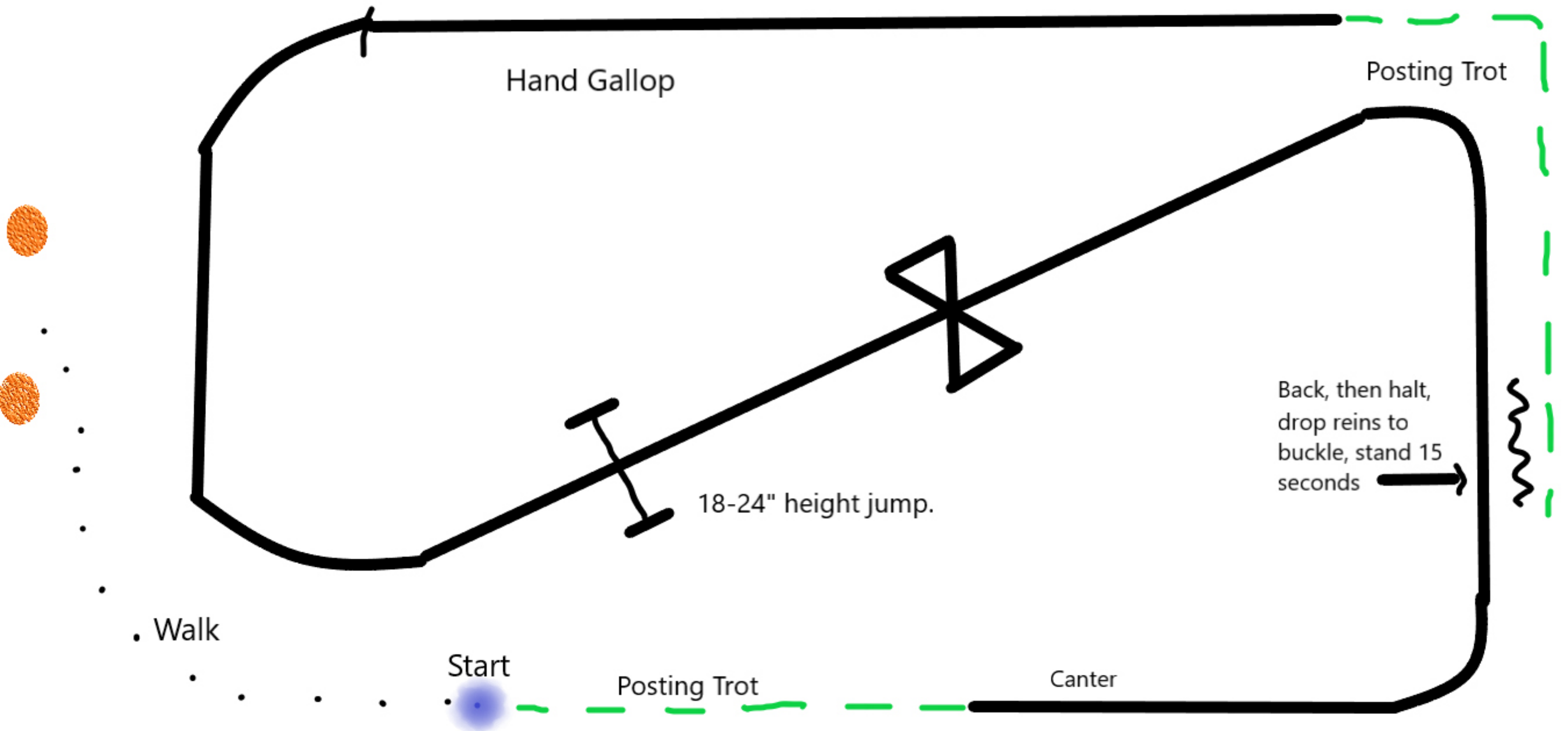
Entry or Upload Questions: Lori Hemmersbach, (608)-792-5757, [dan2joker@mwt.net](mailto:dan2joker@mwt.net)

Videos for reference, visit:

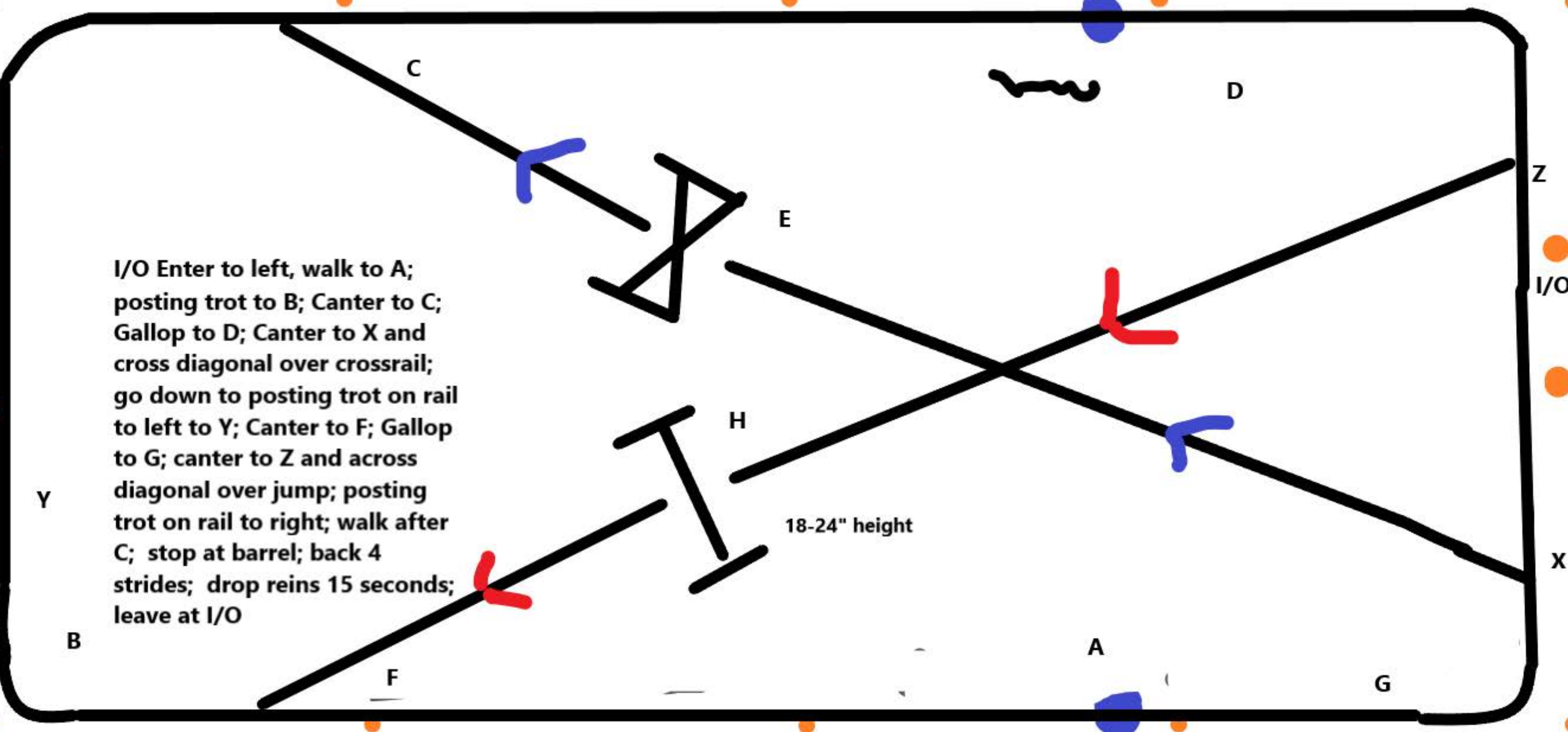
<https://www.youtube.com/playlist?list=PL3GOsslA08gr4vg1akrSjvY1O7gsgbedf>

Entry form and patterns are available on the PHAoA website, [www.percheronhorse.org](http://www.percheronhorse.org), under Events, Virtual Show. Patterns will also be emailed with upload instructions for pictures/videos when your entry form is received.

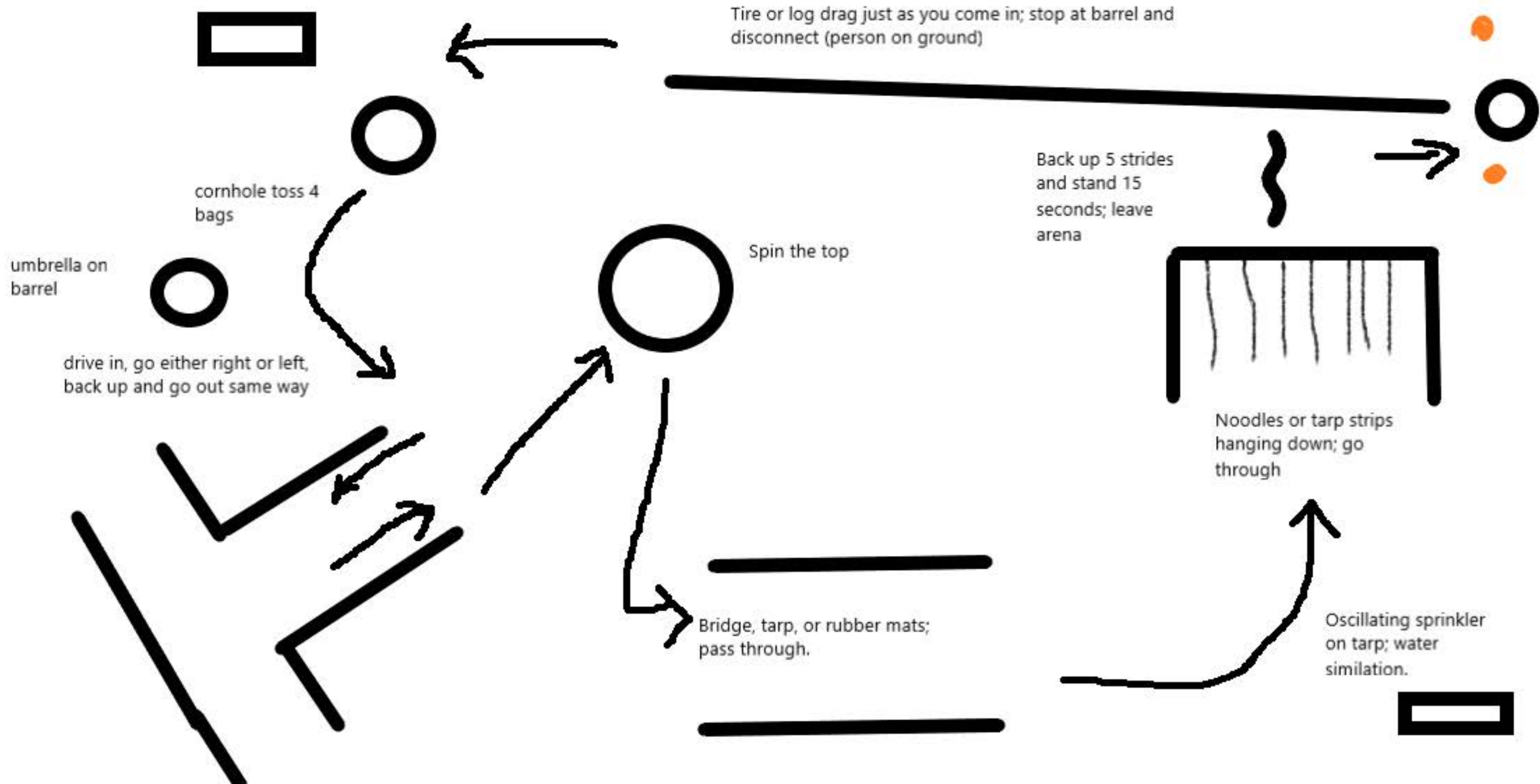
PRIZES: since this is free, we are working on trophies for 1<sup>st</sup> place and we have Heritage Harness sponsoring the overall top point winner with your choice of single lines, team lines or a halter! Have some fun!



I/O Enter to left, walk to A;  
posting trot to B; Canter to C;  
Gallop to D; Canter to X and  
cross diagonal over crossrail;  
go down to posting trot on rail  
to left to Y; Canter to F; Gallop  
to G; canter to Z and across  
diagonal over jump; posting  
trot on rail to right; walk after  
C; stop at barrel; back 4  
strides; drop reins 15 seconds;  
leave at I/O



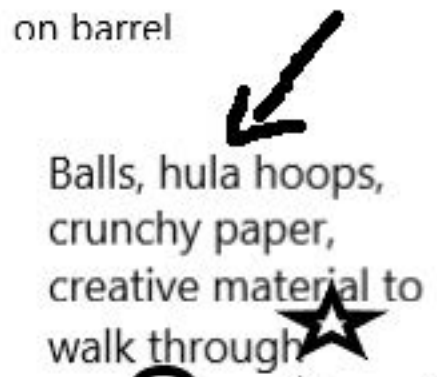








Cones w/balls on top



Minimum 2 dozen objects